

Market Summary

08 July 2014

Equity Markets

Australian Equity Markets

The Australian equity market got off to a solid start yesterday morning shortly after the opening bell, before momentum faded and indices closed marginally lower. The S&P/ASX 200 finished the day 6.07 points or 0.11% lower to close at 5,518.91 – snapping a three-day winning streak.

Returns were mixed at the sector level, with gains in IT (+0.82%), Consumer Staples (+0.13%) and Consumer Discretionary (+0.12) being offset by declines across Health Care (-0.55%), Industrials (-0.44%) and Telco's (-0.32%). Gains in IT, the smallest sector in the Australian market, were led by Computershare (CPU) and carsales.com Ltd (CRZ) which advanced 0.55% and 1.68% respectively.

It was another busy day for corporate activity with shares in Wotif.com (WTF) rallying 24.62% after US listed company Expedia proposed a 100% takeover of the company, valuing it at A\$703.1m or A\$3.30 per share. We believe this is a good price given the structural challenges faced by WTF including declining market share and the compression of margins.

Elsewhere, gaming technology group Aristocrat Leisure Ltd (ALL) went into trading halt after it announced that it has agreed to buy Video Gaming Technologies Inc. for about \$1.3 billion to triple its North American business amid falling profit in Australia. The purchase will be partly funded by an underwritten institutional placement of \$375 million while the company will also arrange new debt facilities totalling almost \$1.4 billion to finance the takeover and to repay existing borrowings.

In economic news, there was little data out yesterday, however the ANZ monthly jobs ads reading did jump in June, up 4.3% from a downwardly revised 5.7% decline in the month of May.

Looking ahead at today, our local market appears set for a mildly negative start to trading this morning with the SPI futures index closing 4 points lower overnight. Today sees the release of the NAB business survey for June. One of the many points made in RBA Governor Stevens' speech last week was that business confidence has, unlike consumer confidence, been relatively immune to the negativity surrounding the Federal Budget. To an extent, that should have been expected, given the policy mix, focussed on households, that was announced. However, the NAB survey's measures of business conditions, which we view as more significant, have been losing steam over the last couple of months. Several of the more important conditions indices - profitability, trading conditions, and prices - were at six month lows in May. Were these levels to persist in the June survey, it would represent a further confirmation of the loss of momentum in activity and could pose some downside risks to the upcoming reporting season.

US Equity Markets

US equity markets retreated overnight as analysts brought forward estimates for the Federal Reserve to raise interest rates. The Dow Jones Industrials Average and S&P 500 lost 0.26% and 0.39% respectively while the NASDAQ fell 0.77%.

Goldman Sachs Group revised its forecasts for the Federal Reserve to raise rates to the third quarter of 2015, rather than the first three months of 2016, saying the economy is 'accelerating to an above trend pace'. While this appeared to pull the reins on investor confidence, it's important to note that this isn't a new train of thought and that many estimates have already been pulled forward over the past quarter given the ongoing signs of economic improvement in the US.

European Equity Markets

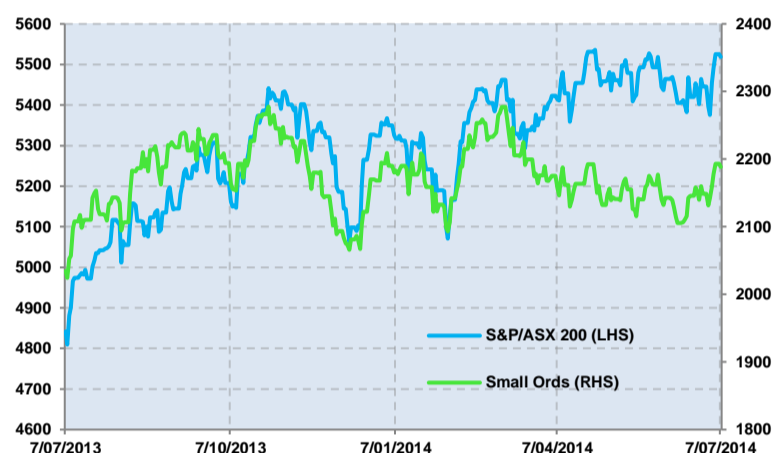
European equity markets fell overnight with the Stoxx Euro 600 declining 0.91%. The FTSE 100, DAX and CAC dropped 0.62%, 1.03% and 1.41% respectively.

In Germany, data from the Economy Ministry in Berlin showed industrial production slipped 1.8% in May.

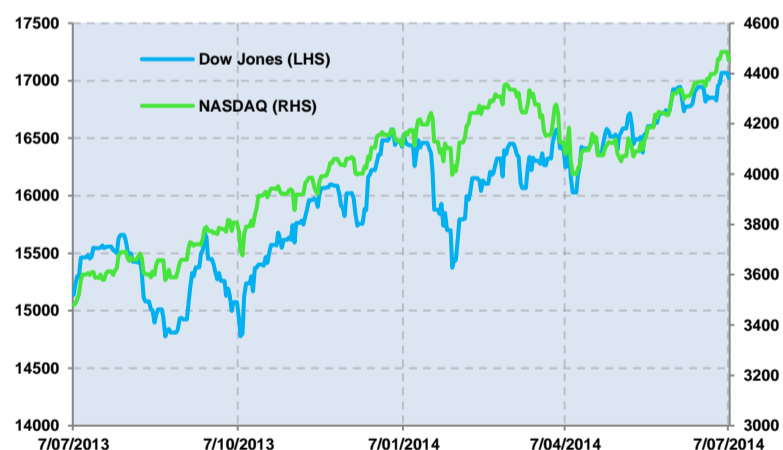
Equity Indices

as at 08/07/14 08:21

Australia	Close	Chg	Chg %	MTD %
S&P/ASX 200	5,518.91	-6.07	-0.11%	2.28%
ASX All Ords	5,506.27	-5.53	-0.10%	2.31%
S&P/ASX Small Ords	2,188.40	-4.50	-0.21%	2.68%
S&P/ASX 200 Industrials	8,495.03	-6.60	-0.08%	1.93%
S&P/ASX 200 Resources	4,209.20	-10.10	-0.24%	3.70%
S&P/ASX 200 Prop Trust	1,081.60	9.80	0.91%	1.12%
Small Cap Industrials	2,308.18	-1.09	-0.05%	2.29%
Small Cap Resources	2,253.12	-17.84	-0.79%	4.16%



North America	Close	Chg	Chg %	MTD %
Dow Jones Industrials	17,024.21	-44.05	-0.26%	1.17%
S&P 500 Composite	1,977.65	-7.79	-0.39%	0.89%
NASDAQ Composite	4,451.53	-34.39	-0.77%	0.98%



Europe	Close	Chg	Chg %	MTD %
Dax Index	9,906.07	-103.01	-1.03%	0.74%
CAC 40	4,405.76	-63.22	-1.41%	-0.39%
FTSE 100	6,823.51	-42.54	-0.62%	1.18%
Stoxx Euro 600	344.80	-3.15	-0.91%	0.86%

Asia	Close	Chg	Chg %	MTD %
Nikkei 225	15,379.44	-57.69	-0.37%	1.43%
KOSPI	2,005.12	-4.54	-0.23%	0.15%
Hang Seng	23,540.92	-5.44	-0.02%	1.51%
Shanghai Stock Index	2,059.93	0.55	0.03%	0.57%
BSE Sensex 30	26,100.08	138.02	0.53%	2.70%

Source: Bloomberg



Most Recent eQR Reports (by date)

08 July 2014

Company Research Summaries

8/7/2014 – Aristocrat Leisure Limited (ALL): ALL announced that it intends to buy 100% of privately owned Video Gaming Technologies, Inc. (VGT), which develops and manufactures bingo based gaming platform and skill-based gaming systems for Native American casinos, for a total consideration of US\$1.283 billion. The deal is bigger than expected, with gearing to rise to above 3.0x in FY15. We aren't particularly worried about the gearing level so long as there is a path to paying down the debt. Overall, we are positively disposed to the acquisition of VGT based primarily on the strong earnings per share accretion being generated by the deal and the complementary nature of the businesses.

8/7/2014 – Wotif.com Holdings (WTF): Expedia (NASDAQ: EXPE) has proposed to acquire 100% of the fully diluted shares in WTF through a Scheme of Arrangement. The deal values WTF at A\$703.1m or A\$3.30 per share which comprises A\$3.06 cash per share plus a A\$0.24 special dividend. We believe this is a good price given the structural challenges faced by WTF including declining market share and the compression of margins.

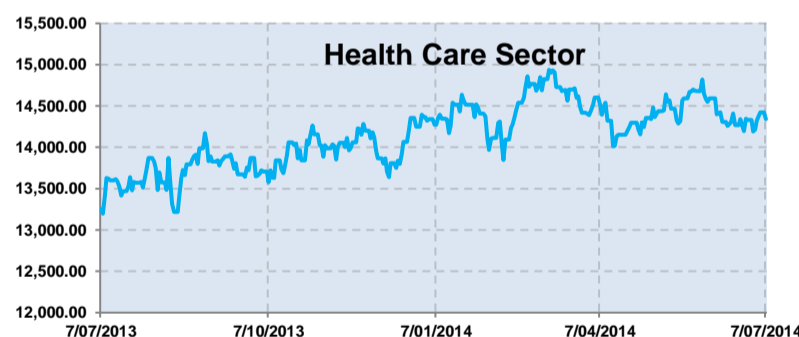
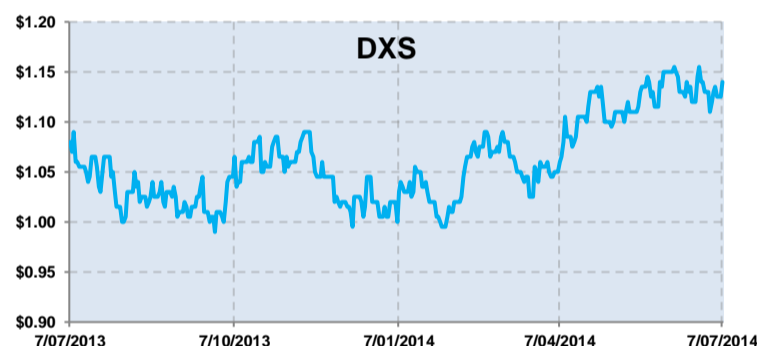
8/7/2014 – DEXUS Property Group (DXS): The Australian reported that Woodside (WPL) have signed a Memorandum of Understanding (MOU) with Malaysian developer AAIG to pre-commit to Capital Square, a new development at 98 Mounts Bay Road in Perth. Should a binding agreement be reached, it is likely to result in Woodside fully vacating their existing 40,000sqm tenancy at 240 St Georges Terrace, 100% owned by DXS. Woodside's relocation would effectively result in an entire building becoming available for lease maturing in Nov-18. Based on the reported passing yield, we estimate that 240 St Georges Terrace represents ~8% of DXS's earnings, and is the second largest on-balance-sheet asset, which highlights the materiality of this outcome.

8/7/2014 – Healthscope Limited (HSP): Last week, HSP and its private equity owners announced their plan to raise as much as A\$2.57billion in an initial public offering (IPO). Due to our favourable outlook on the health care sector, growth optionality of the company and appealing valuation metrics, we support participation in primary offer based on the pro-forma financial metrics disclosed within the prospectus. In valuing HSP, we have taken an equally weighted blend of our estimate of the company's discounted cash flow and relative price to earnings multiples. On this basis, our fair valuation range for HSP falls between \$2.04 and \$2.88.

Note: Additional reports may be published by eQR that are not summarised above.


Price Charts

as at 08/07/14 08:21



Company Events

Date	Company	Event
8-Jul-14	N/A	N/A



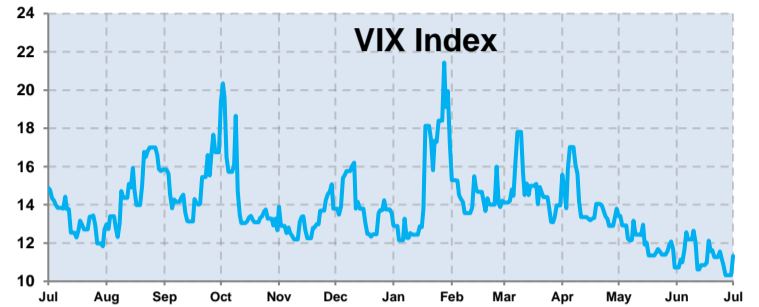
Macro Updates

08 July 2014

Domestic Releases	Period	Survey	Prior
NAB Business Confidence	JUN	--	6.90

International Releases	Period	Survey	Prior
NFIB Survey	JUN	97.00	96.60
JOLTS	MAY	--	--
Consumer Credit	MAY	20.00	26.85

Period Charts as at 08/07/14 08:21



Source: Bloomberg

Period Charts as at 08/07/14 08:21



Source: Bloomberg



Source: Bloomberg

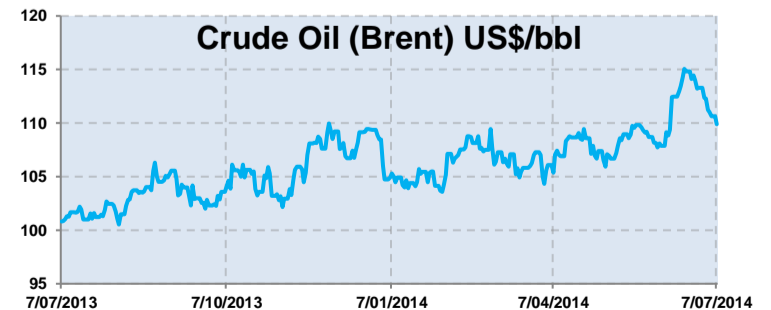
Commodity Prices

	Close	1 Day	MTD	3 mths	1 Yr
Gold	1,320.08	-0.05%	-0.56%	0.86%	7.91%
Crude Oil	109.90	-0.55%	-2.07%	2.76%	9.16%
Copper	7,161.00	0.00%	1.70%	7.36%	5.58%
Silver	21.06	-0.57%	0.08%	5.03%	11.30%
Nickel	19,323.50	0.00%	1.87%	17.79%	46.04%
Iron Ore	95.90	-0.62%	2.24%	-18.87%	-21.78%

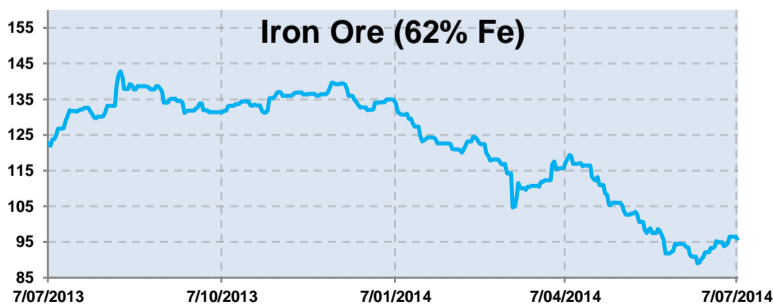
Price Charts as at 08/07/14 08:21




Source: Bloomberg



Source: Bloomberg



Source: Bloomberg



Leading Indices

08 July 2014

Australian Equity Indices	Close	1 Day	MTD	3 mths	1 Yr	3 Yrs	5 Yrs
S&P/ASX 200	5,518.91	-0.11%	2.28%	2.00%	13.99%	5.84%	7.93%
S&P/ASX Small Ords	2,188.40	-0.21%	2.68%	1.97%	7.57%	-6.13%	2.27%
S&P/ASX 200 Industrials	8,495.03	-0.08%	1.93%	2.37%	13.65%	11.93%	10.54%
S&P/ASX 200 Resources	4,209.20	-0.24%	3.70%	0.51%	15.30%	-9.72%	0.29%
S&P/ASX 200 Property Trust	1,081.60	0.91%	1.12%	6.24%	3.48%	8.50%	8.20%
Small Cap Industrials	2,308.18	-0.05%	2.29%	0.92%	7.61%	4.24%	7.62%
Small Cap Resources	2,253.12	-0.79%	4.16%	6.24%	6.59%	-27.01%	-10.31%

International Equity Indices	Close	1 Day	MTD	3 mths	1 Yr	3 Yrs	5 Yrs	
North America								
Dow Jones Industrials	17,024.21	-0.26%	1.17%	4.72%	12.48%	10.38%	15.79%	
S&P 500 Composite	1,977.65	-0.39%	0.89%	6.79%	21.19%	13.75%	17.59%	
NASDAQ Composite	4,451.53	-0.77%	0.98%	8.23%	27.94%	15.89%	20.57%	
Asia								
Japan	Nikkei 225	15,379.44	-0.37%	1.43%	5.29%	7.47%	14.90%	10.30%
Korea	KOSPI	2,005.12	-0.23%	0.15%	0.61%	9.37%	-2.75%	6.98%
Hong Kong	Hang Seng	23,540.92	-0.02%	1.51%	4.18%	12.88%	1.18%	5.84%
China	Shanghai Stock Price Index	2,059.93	0.03%	0.57%	-1.83%	2.63%	-9.70%	-7.73%
India	Bombay Stock ex-500 Index	10,023.56	0.36%	2.37%	20.59%	39.04%	11.04%	13.98%
Europe								
Germany	Dax Index	9,906.07	-1.03%	0.74%	4.38%	26.90%	10.20%	16.72%
France	CAC 40	4,405.76	-1.41%	-0.39%	-0.43%	17.37%	4.03%	7.92%
UK	FTSE 100	6,823.51	-0.62%	1.18%	3.53%	7.03%	4.44%	10.51%
Euro	DJ Euro Stoxx 50	3,230.92	-1.21%	0.08%	1.68%	24.46%	5.01%	7.11%
Global								
	MSCI World (Local currency)	1,252.02	0.00%	1.37%	5.98%	18.94%	10.71%	13.32%
	MSCI Emerging Markets	1,062.40	0.00%	1.11%	5.03%	15.78%	-3.00%	7.52%

Bond Yields	Close	1 Day	MTD	3 mths	1 Yr
2 Years					
Australia	2.54	1 bps	1 bps	-27 bps	-7 bps
United States	0.51	1 bps	6 bps	12 bps	12 bps
United Kingdom	0.89	-2 bps	2 bps	23 bps	48 bps
Japan	0.07	0 bps	0 bps	-1 bps	-7 bps
Germany	0.06	0 bps	0 bps	-9 bps	-12 bps
5 Years					
Australia	2.95	1 bps	0 bps	-47 bps	-17 bps
United States	1.73	0 bps	10 bps	6 bps	12 bps
United Kingdom	2.10	-2 bps	7 bps	19 bps	66 bps
Japan	0.16	-1 bps	-1 bps	-3 bps	-16 bps
Germany	0.33	0 bps	-12 bps	-33 bps	-30 bps
10 Years					
Australia	3.59	0 bps	5 bps	-50 bps	-23 bps
United States	2.61	-3 bps	8 bps	-7 bps	-13 bps
United Kingdom	2.73	-3 bps	6 bps	3 bps	24 bps
Japan	0.57	0 bps	0 bps	-5 bps	-29 bps
Germany	1.39	0 bps	0 bps	-19 bps	-16 bps

Interest Rates	Close	1 Day	MTD	3 mths	1 Yr
Aust 3 Month Bank Bills	2.67	-1 bps	-2 bps	-3 bps	-17 bps
US 3 Month Treasury Bills	0.08	1 bps	-1 bps	-2 bps	-3 bps
JPY CD Rate	0.21	0 bps	0 bps	0 bps	0 bps

Exchange Rates	Close	1 Day	MTD	3 mths	1 Yr	
Domestic X Rates	AUD/USD	0.937	0.09%	-0.64%	0.14%	3.37%
	AUD/GBP	0.55	0.27%	-0.76%	-2.10%	-10.13%
	AUD/EUR	0.69	0.00%	0.00%	1.55%	-2.52%
	AUD/JPY	95.47	-0.11%	-0.11%	0.18%	4.06%

Source: Bloomberg



Important Information

Issuer of this document

This document has been prepared by eQR securities Pty Limited ABN 30 009 119 242 AFSL 240693 (**eQR securities**). eQR securities is a subsidiary of Westpac Banking Corporation ABN 33 007 457 141. No person or entity other than eQR securities has been involved in the preparation of this document, has caused or authorised the issue of this document, or is otherwise responsible for the content of this document.

Currency of this document

This document is current as at the date shown on the front page of this document.

The information, opinions and statements included in this document reflect only the judgement of eQR securities as at the date of this document, and are subject to change at any time without notice due to market events and other factors. eQR securities may at any time cease to provide research on the entity that is the subject of this document.

Authorised users

This document has been prepared for use only by advisers and clients of Westpac Financial Planning, Westpac Private Bank, St.George Financial Planning, St.George Private Clients, Magnitude Group Pty Ltd (trading as Magnitude Financial Planning) and Securitor Financial Group Ltd ("authorised users"). BT Financial Group is the wealth management arm of the Westpac group of companies ("Westpac Group"). This document is not provided by eQR securities in any fiduciary capacity.

This document, and any information included in it, must not be copied, used, reproduced or otherwise distributed or circulated to any third party other than an authorised user, including any person outside Australia. If you are not an authorised user, please destroy this document immediately and inform eQR securities.

You should seek advice

This document does not constitute a recommendation that you buy, hold or sell any particular security. This document has been prepared without taking account of any person's personal objectives, financial situation or needs, and so you should consider its appropriateness having regard to those factors before acting on it, and obtain professional investment, financial and taxation advice. eQR securities does not give any representation, warranty or guarantee as to the performance of the entity that is the subject of this document.

Past performance is not a reliable indicator of future performance.

Third party information

This document may contain material provided by third parties and is given in good faith and has been derived from sources believed to be accurate at its issue date. It should not be considered a comprehensive statement on any matter nor relief upon as such. While such material is published with necessary permission, neither eQR securities nor any other company in the Westpac Group accepts responsibility for the accuracy or completeness of, or endorses, any such material. To the maximum extent permitted by law: (a) no guarantee, representation or warranty is given that any information included in this document is complete, accurate, up to date, error or fault free or fit for any purpose; and (b) neither eQR nor any member of the Westpac Group is in anyway liable to the any person (including for negligence) or otherwise for any loss or damage arising as a result of any reliance on this document or any information included in this document.

Interests, associations and relationships

Please refer to eQR securities' FSG under the heading "Interests, associations and relationships" for further information regarding any interests in, or associations or relationships between, eQR securities, other entities in the Westpac Group, and their representatives (including those involved in the preparation of this document), with the entity that is the subject of this document.

Other general information

All pricing information included in this document is as at the close of market for the relevant security as at the date of this document, unless otherwise stated.

Capitalised or abbreviated terms that are used in this document may have a particular meaning. Contact your financial adviser to obtain a Glossary of key terms, or for an explanation of terms used in this document.

© eQR securities 2010.

FINANCIAL SERVICES GUIDE

Dated: 19 November 2010

This Financial Services Guide (FSG) is an important document which we are required to give you as an Australian Financial Services Licensee. This FSG is prepared and issued by eQR securities Pty Limited ABN 30 009 119 242 AFS Licence Number 240693 (eQR securities). The FSG is designed to provide you with information regarding the advice and services that eQR securities can offer you and to assist you in determining whether to use the financial services provided by eQR securities.

This FSG contains information about:

- eQR securities, including contact details and services offered by us
- What services eQR securities is authorised to provide
- How eQR securities and its staff are remunerated
- How eQR securities deals with your complaints; and
- Our conflicts of interest management policy.

Contact details

Level 20, 275 Kent Street, Sydney NSW 2000 Email: equitiesresearch@btfinancialgroup.com

Telephone: 1800 557 432 Fax: 02 9274 517

Our financial services

eQR securities is authorised to provide general financial product advice in the form of research reports and related information regarding a range of financial products, including securities (e.g. shares). eQR securities' business is primarily that of providing research (e.g. general financial product advice) on securities, including selected shares in the ASX 200.

General financial product advice

Any financial product advice eQR securities gives you will be general in nature and will have been prepared without taking into account your objectives, financial situation and needs. You should seek personal advice from a financial adviser that is appropriate to your objectives, financial situation and needs. You should obtain and consider the disclosure document (e.g. product disclosure statement or prospectus) (if any) for a product before deciding whether to acquire, continue to hold or dispose of that product.

eQR securities has no knowledge of your personal circumstances and will only ever provide you with general advice.



Remuneration and other benefits

eQR securities - eQR securities does not receive remuneration from the issuers of financial products for undertaking research on the issuer's financial products. eQR securities bears the cost of undertaking this research.

eQR securities generates its income from other means such as the subscription fees payable by financial advisers who subscribe to eQR securities' online research platform. You will not be required to pay a fee to eQR securities for the general advice contained in the eQR securities written reports provided to you through a financial adviser. Details of any fees or remuneration received by your financial adviser will be detailed in the financial services guide and/or statement of advice given to you by your financial adviser.

Staff - Our research staff are generally paid a salary, superannuation and may also receive additional benefits should they satisfy certain targets. They may also be entitled to receive bonuses that are based on factors such as the quality of their research, as well as the efficiency and timeliness of delivery of their services. Our research staff may also be entitled to a bonus determined by reference to the performance of other business units within the Westpac Group.

You may request further information regarding eQR securities' or any eQR representative's remuneration before you are provided with the financial services.

Interests, associations and relationships

eQR securities is a member of the Westpac Group. The Westpac Group includes a number of companies that provide financial services, funds management, insurance, superannuation, investment and administrative services. The Westpac Group includes St. George Bank – a division of Westpac, Securitor Financial Group Limited, Magnitude Group Pty Limited, Asgard Capital Management Limited, St. George Life Limited, Advance Asset Management Limited and also includes companies that bear the "Westpac", "St. George" and "BT" names.

eQR securities, other entities in the Westpac Group, and their representatives (including those involved in the preparation of research and related material provided by eQR securities (together, **eQR Material**)) may have an interest in the securities of, or an association or relationship with, the entity that is the subject of eQR Material. This could, for example, include a shareholding in, position as an officeholder of, or a contract for the provision of services to, the entity that is the subject of eQR Material.

In the event of any person subscribing to the financial products referred to in eQR Material through a financial product or service issued by a Westpac group company, such subscription may result in companies related to Westpac and representatives or authorised representatives of Westpac Group companies receiving a commission, fee or other benefit or advantage.

Conflicts of Interest Policy

eQR securities has a policy for the management of conflicts of interest which are relevant to the financial services provided by eQR and its representatives.

Complaints handling

The law requires eQR securities to have arrangements in place to compensate certain persons for loss or damage they suffer from certain breaches of the Corporations Act by eQR securities or its representatives. eQR securities has internal compensation arrangements as well as professional indemnity insurance that satisfy these requirements.

eQR securities endeavours to provide a high standard of financial service to you. If you have a concern about the service provided to you or wish to make a complaint, we encourage you to contact us by telephone on 1800 557 432, or alternatively via the contact details below:

Wealth Management Complaints

GPO Box 5265

Sydney NSW 2001

Fax: +61 02 8253 3727

We aim to resolve your concern quickly and fairly.

If your concern is not resolved, or if you are dissatisfied with the decision, you may contact the Financial Ombudsman Service (**FOS**).

You may contact FOS at GPO Box 3 Melbourne VIC 3001; Tel: 1300 78 08 08; Fax Number: (03) 9613 6399; Website: www.fos.org.au; Email: info@fos.org.au. This service is provided free of charge.